



Instruction for use

EVC-200 Emergency Evacuation Soft Stretcher
















Important:

Read these instructions carefully before using the EVC-200 Emergency Evacuation Soft Stretcher.

Manufacturer

EZ-Care Solution, Co., Ltd.
12F, No. 171, Sec. 4, Nanjing E. Rd.,
Songshan Dist., Taipei City 105, Taiwan
TEL: +886-2-2659-2277; FAX:+886-2-2798-8321;
E-mail: sales@ezcaresolution.com
www.ezcaresolution.com

All of the aids produced by EZ-Care Solution Co., Ltd fulfill the following norms for the medical products Class 1 (MDR (EU) 2017/145).

Explanation of symbols in Instruction for use and on labels			
	Model Number		Warning
	Lot No.		Maximum load
	Read the user manual		Manufacturer
	No sharps		European Representative
	Do not bleach		Medical device
	Do not iron		CE-marking
	Manual Cleaning		Unique Device Identification
	Keep out of the sun		

Product Label

EZ-Go[®]


Patient Transfer System

Emergency Evacuation Soft Stretcher

REF EVC-200

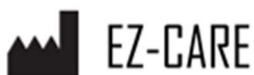
LOT 230301



 Do Not high
temp sterilize

 150Kg

Material: Nylon
MADE IN TAIWAN



EZ-Care Solution Co., Ltd.
12F, No.171, Sec 4, Nanjing
E. Rd., Songshang Dist.,
Taipei Taiwan
www.ezcaresolution.com
sales@ezcaresolution.com

EC REP Obelis s. a.
Boulevard Général Wahis,
53 1030 Brussels, Belgium
Tel: +32 (2) 73 25 954
sales@obelis.net

MD 

UDI



471704851EVC-2007H

Contents

1. Introduction	5
1.1 Intended Use	5
1.2 Intended Environment	5
1.3 Safety	5
1.4 Warranty	6
1.5 Product Structure	6
1.6 Product Specification	7
2. Operation	7
3. Cleaning Instruction	8
4. Maintenance	8

1 Introduction

1.1 Intended Use

EVC-200 is a foldable soft stretcher used in emergency evacuation situations. It is specially designed for the evacuation of disabled patients in hospitals, nursing institutions, and home care facilities. EVC-200 is made of heavy-duty fabric that can carry up to 150 Kg weight. The unique head restraint (optional) helps hold the neck position to reduce the chance to have airway blockage during transport.

1.2 Intended Environment

Acute Care, Long-term Care, Home Care

1.3 Safety



A failure to comply with the following safety points and further definitions in these instructions for use could lead to dangerous situations. Please read carefully.



Please consult your institution's emergency evacuation management team when you include EVC-200 Soft Stretcher in your evacuation plan. This is a medical device for patient transport during an emergency evacuation. However, please provide guidelines for the types of patients that can be carried by soft stretcher in your plan.



EVC-200 is **NOT** designed for spinal injured patients.



The maximum load of EVC-200 is 150 Kg.



Discard EVC-200 if it's been damaged by any sharp objects.



Before use, please check all handles are securely attached by pulling test.

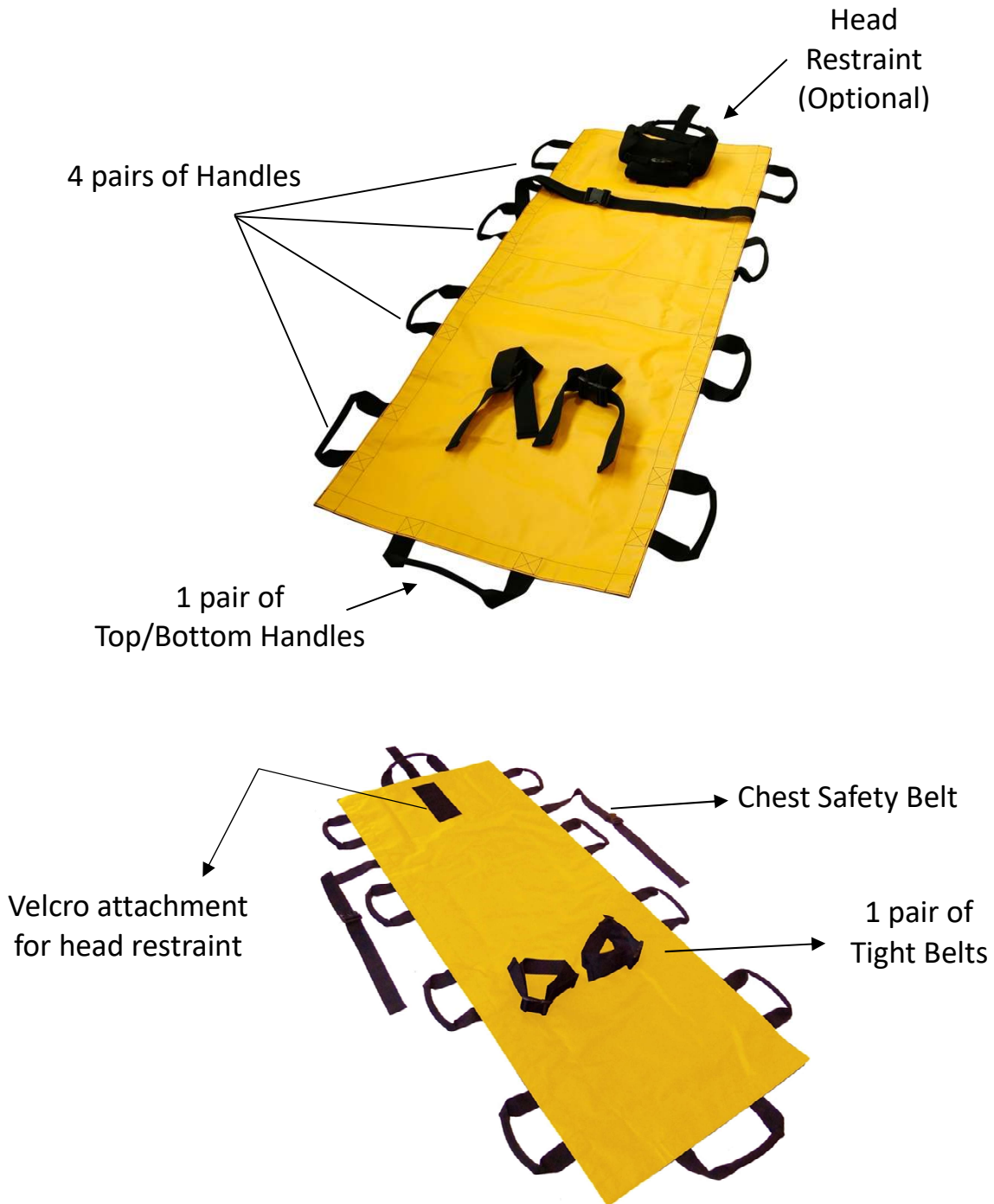


Ensure all safety belts are securely fastened before transport to prevent the patient from sliding out of the stretcher.

1.4 Warranty

All EZ-GO products are supplied with a 1-year warranty, on construction and/or material faults unless otherwise stated. In the event of varying warranty terms, the warranty starts from the invoice date. The warranty does not cover failures and damage not caused by the product's defects such as improper cleaning.

1.5 Product Structure



1.6 Product Specifications

Size: 180x70cm ($\pm 3\%$)

Weight – stretcher only: 1.75Kg

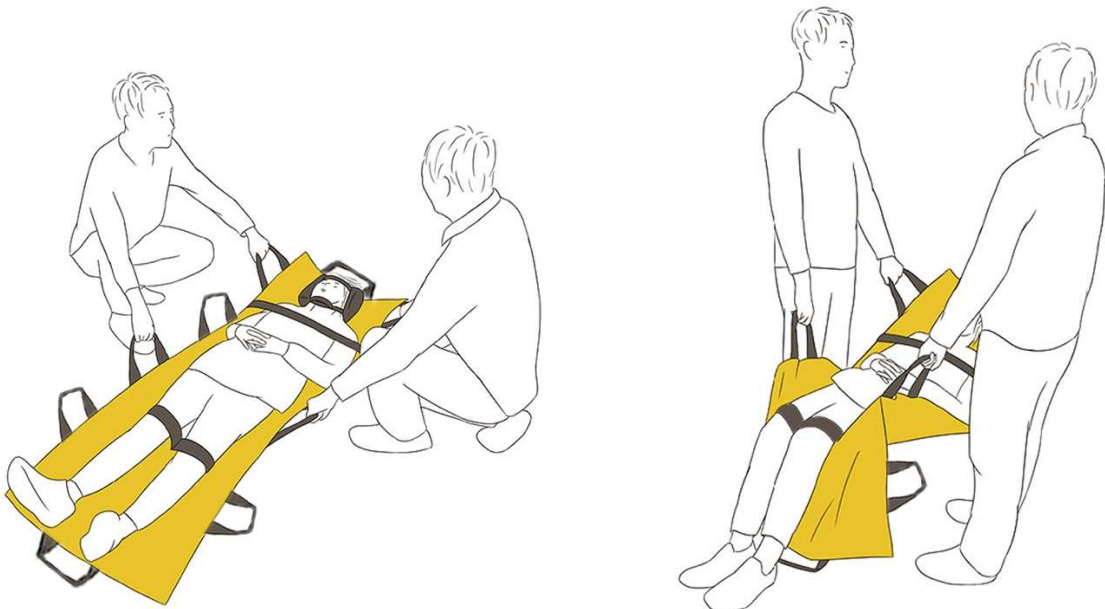
Weight – head restraint only: 0.19 Kg

Material: Nylon, Velcro

Lifetime: under normal storage and use condition, 3 years.

2. Operation

- Unfolded EVC-200.
- Attach the head restraint to the Velcro on the stretcher. Position the patient on the soft stretcher and place the patient's head in position. Fasten both forehead and jaw security belts tightly (for package includes the Head Restraint).
- Have the patient's arms and legs in position and securely fasten the chest and tight safety belts.
- Rescuers/caregivers can use different sets of handles to carry the patient depending on the needs and the conditions.

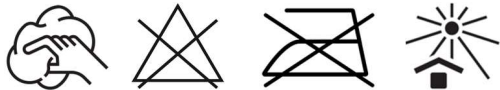


2 people operation illustration.

Carrying the 1st set of handles (head area) and the 3rd set of handles (hip area)

3. Cleaning Instruction

- Hand clean with water and regular household cleaning agents.
- Use 70% ethanol to disinfect the product if necessary.
- Do not iron.
- Do not high-temperature sterilization.



4. Maintenance

- Store at room temperature and keep out of the sun.
- EVC-200 must be checked every time after use.
 - ✓ Visual Check: Ensure the materials, seams, stitching, handles are intact/faultless.
 - ✓ Test Handles: Draw hard in the handles in opposite directions to ensure all handles are well attached.